



ANSI



Large & Small Pitch Heavy, Super & Ultra Double Pitch Leaf

Attachment



Carbon Steel & Stainless Steel Hollow Pin

Lube-Free



LAMBDA* Xceeder* (Felt Seal)

Corrosion Resistant



Stainless Steel Nickel-Plated Neptune*

Plastic




Industrial Plastic Poly Steel

Specialty



British Standard Energy Series* (Oil & Gas) Thermoformer Vacuum Wrapper & Gripper



Pin Oven Sharp Top Free-Flow Made-To-Order

Drive



Straight Sidebars & Offset Sidebars

Roller Conveyor



Roller Conveyors Extended Pins & High Sidebars A and K Attachments




G Attachments



M Attachments

Apron Conveyor



Style A and B

Bar & Pin



Linear Fixed & Double Flex

Welded Steel



Welded Steel

Steel Bushed



Steel Bushed K Attachments

Sealed



Patented Sealed Joint

Drop Forged Rivetless



Drop Forged Rivetless




Barloop




Caterpillar Drive

Specialty




Bi-Planar



Flanged Rollers and Cottered Pins Forged Continuous & Straight Pull Miner Outboard Roller Water Screen



Roller Chain Stainless Steel Engineering Class Made-To-Order



Double Single Double Pitch Multi-Strand Idler



Split Taper Steel Split Double Plus* SMART TOOTH™ with patented Wear Indicators



Overrunning Clutches & Backstops Power Cylinder (Electric Actuator) POWER-LOCK* Couplings




Gear Motor Shock Relay/Overload Protection Torque Shield & Torque Limiter Linear Shield

MONO - Molded Plastic



Micro-Sized EASYTRAX QUICKTRAX UNIFLEX Advanced

VARIO - Customizable Basic, Modular & Hybrid



K Series MC Series MK Series XL Series

Tube - Enclosed




TKA Series MT Series S Series CONDUFLEX

Steel - Heavy Duty




LS Series S/SX Series Super-Duty

Long Travel



RCC - Rolling Carriage

3D Motion



ROBOTRAX

Turn-Key



MC Series

Cables



Continuous-Flex

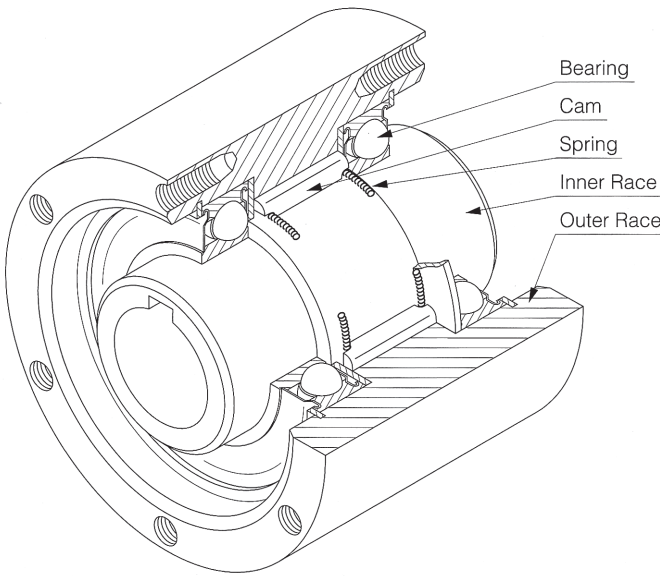
Accessories



Guide Channels

U.S. Tsubaki now offers an extensive inventory of Overrunning and Indexing Clutches and Backstops

Tsubaki is bringing over 50 years of global experience in the design and manufacture of clutch products to the Americas. The product variations shown below feature a series of unique cam designs to maximize the torque rating, achieve low speed lift-off to minimize wear in the overrunning condition and provide long maintenance free service. Simple and cost effective, Tsubaki clutches transmit the load in one direction (freewheel) and stop and hold any reversing loads to prevent damage.



Backstopping

BS/BS-HS

BSEU

High Speed Backstopping

BR-HT

Long-Life Modular Design

BREU

Indexing

MIUS

One-Way Bearing

MZEU

BB

For more information on our clutch product offerings, pricing or to request a catalog, please contact us: 800-323-7790 or visit www.ustsubaki.com

Unmatched Quality, Dependability, Service & Support

SMART TOOTH™ Sprockets

Sealed Joint Chain Options

Steel Cable Carriers

Backstops & Overrunning Clutches

Lube-Free Lambda® Chain

Continuous-Flex Cables

Here are just some of Tsubaki's Premium Problem Solving Products

U.S. Tsubaki Power Transmission Footprint



Additional Manufacturing Facilities

World Headquarters
Kyotanabe City, Japan
Most Advanced Chain Facility in the World

Sprocket Manufacturing
Mississauga, Ontario Canada
Specialized Made-to-Order Sprocket Capabilities

Contact Information			
U.S. Tsubaki Power Transmission, LLC. Corporate Headquarters 301 E. Marquardt Drive Wheeling, IL 60090 Tel: (800) 323-7790 Fax: (847) 459-9515	Roller Chain Division 821 Main Street Holyoke, MA 01040 Tel: (800) 323-7790	Conveyor & Construction Chain Division 1010 Edgewater Drive Sandusky, OH 44870 Tel: (800) 537-6140 Fax: (419) 626-5194	Cable & Hose Carrier Division 7100 W. Marcia Rd. Milwaukee, WI 53223 Tel: (800) 443-4216 Fax: (414) 354-1900

©2015 U.S. Tsubaki Power Transmission, LLC
All Rights Reserved. Printed in U.S.A.
05/15 Rev. 2 L11000

